

Multi-Year Analysis of Solvency Capital in Life Insurance

- Karen Rödel
- Frankfurt Insurance Research Workshop
- International Center for Insurance Regulation
- Goethe Universität Frankfurt am Main
- December 2017



Multi-Year Analysis of Solvency Capital in Life Insurance

Agenda

What is Solvency II?

3-Pillar-Concept

SCR (Pillar 1)

ORSA (Pillar 2)

Overview of related literature

The Model

Results

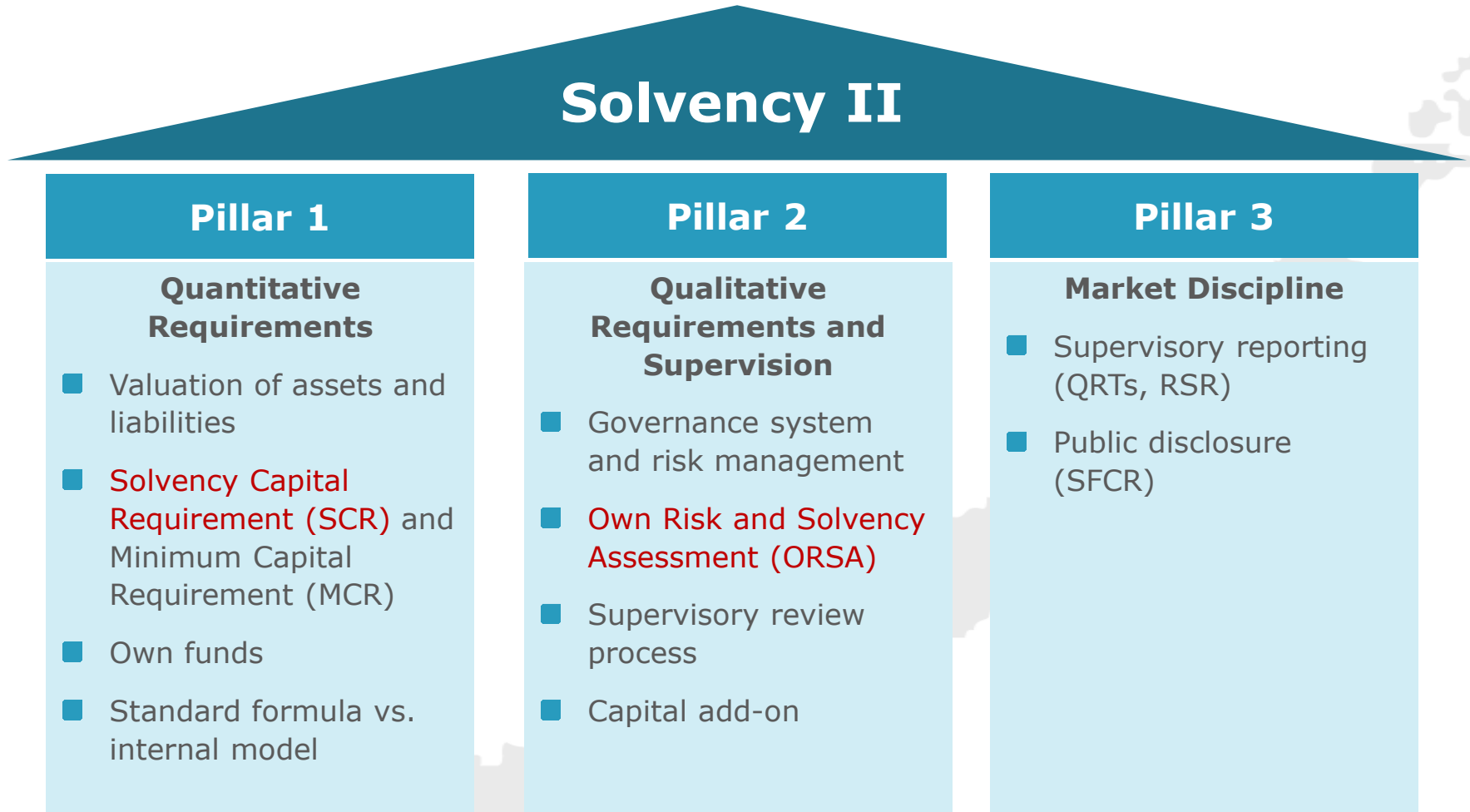
Conclusion

References

Institut für Finanz- und Aktuarwissenschaften

What is Solvency II?

3-Pillar-Concept



What is Solvency II?

SCR (Pillar 1)

Bicentenary Event

- Definition of the Solvency Capital Requirement (SCR), source: art. 101 framework directive

3. The Solvency Capital Requirement shall be calibrated so as to ensure that all quantifiable risks to which an insurance or reinsurance undertaking is exposed are taken into account. It shall cover existing business, as well as the new business expected to be written over the following 12 months. With respect to existing business, it shall cover only unexpected losses.

It shall correspond to the **Value-at-Risk of the basic own funds** of an insurance or reinsurance undertaking subject to a **confidence level of 99,5 %** over a **one-year period**.



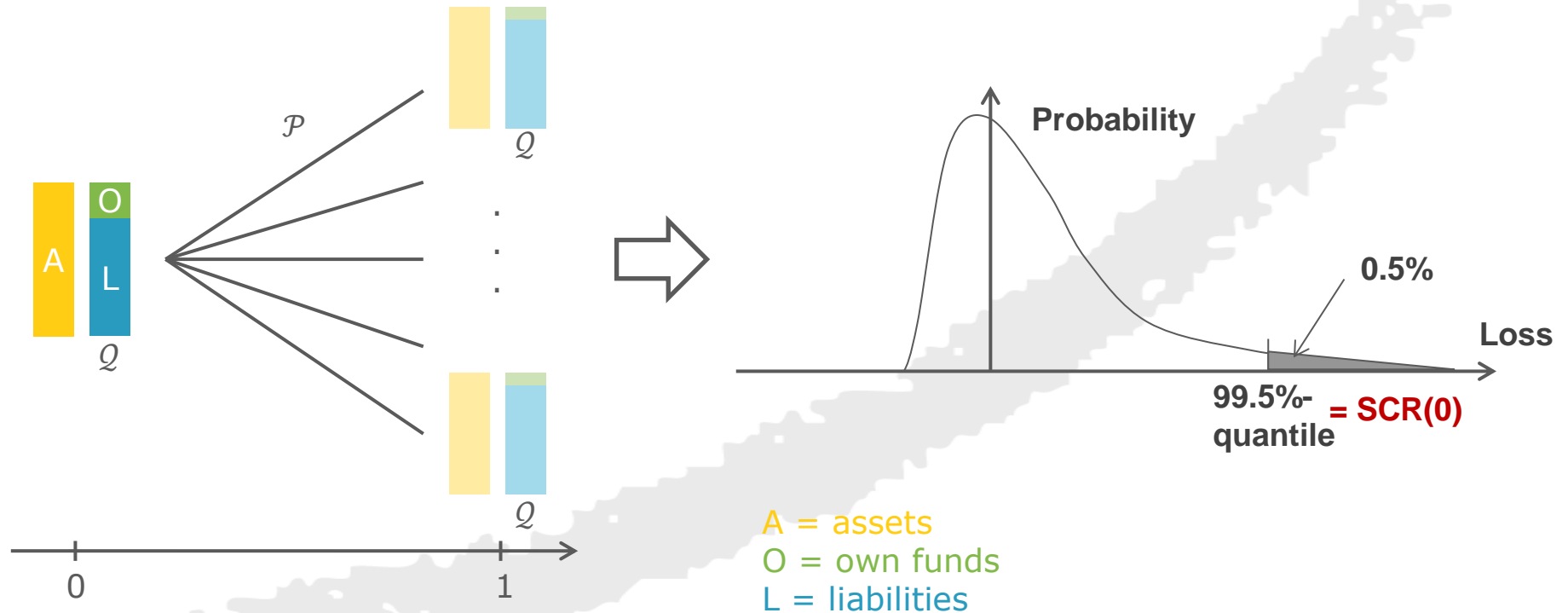
Insurers need to hold sufficient own funds to overcome negative events that statistically only occur **once in 200 years**.

What is Solvency II?

SCR (Pillar 1)

Derivation of the SCR at time zero

- We consider the loss in own funds over one year.
- high complexity due to nested simulations: valuation of liabilities, one-year projection



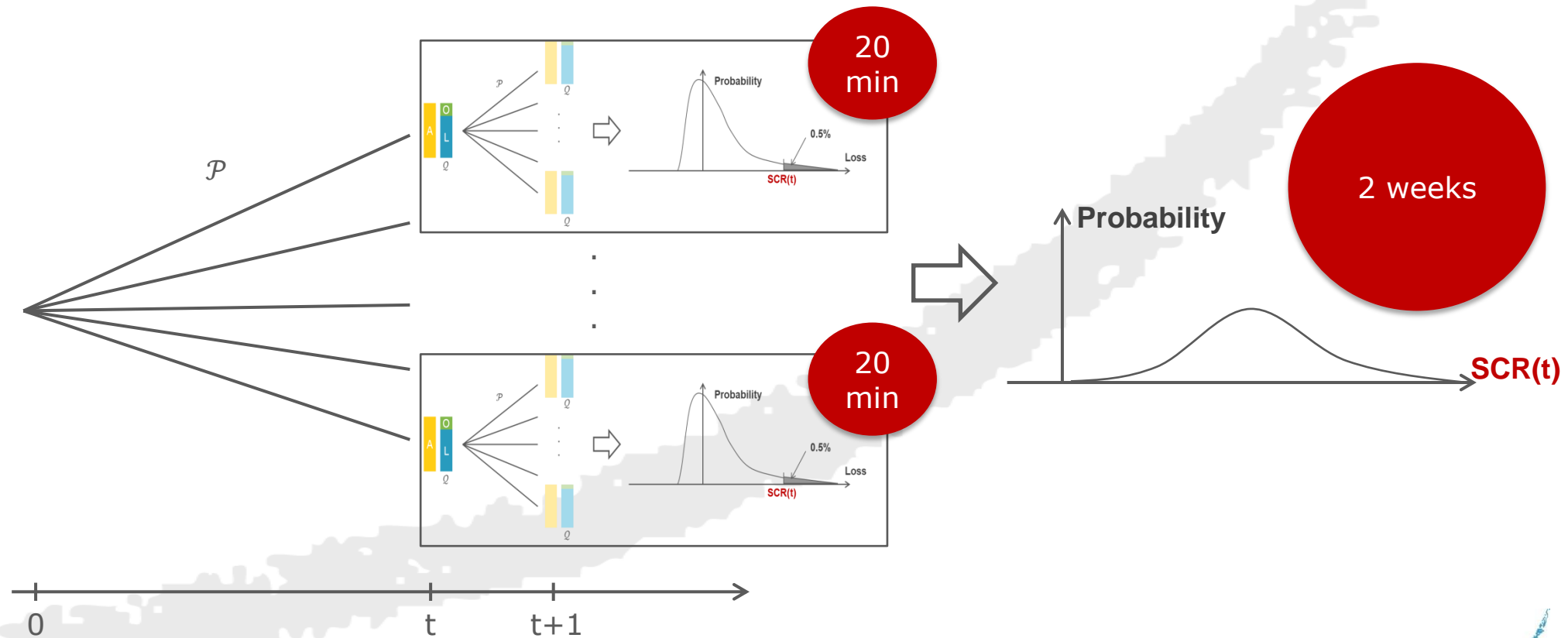
SCR = Solvency Capital Requirement

What is Solvency II?

ORSA (Pillar 2)

Own Risk and Solvency Assessment (ORSA)

- assessment of whether capital requirements can be met in the short and long term
 - projection of the SCR → additional level of nesting



What is Solvency II?

ORSA (Pillar 2)

Due to the high complexity, companies are forced to limit their assessment to **only few scenarios**.

BaFin Feedback

„Als Ergebnis der Beurteilung der jederzeitigen Einhaltung der aufsichtsrechtlichen Kapitalanforderungen wird in vielen ORSA-Berichten **nur der zu erwartende Betrag** der Solvabilitätskapitalanforderung, der Mindestkapitalanforderung (Minimum Capital Requirement – MCR) sowie der Eigenmittel mehrere Jahre **in die Zukunft projiziert** und eine Aussage dazu getroffen, ob sich aus diesen Projektionen ein Kapitalengpass ergibt. Diese Angaben **reichen nicht aus**.“ (BaFin Journal, September 2017)

- In many ORSA reports, only the expected values of SCR and own funds are projected into the future.
- This is **not sufficient**.

Multi-Year Analysis of Solvency Capital in Life Insurance

Agenda

What is Solvency II?

Overview of related literature

The Model

Results

Conclusion

References

Institut für Finanz- und Aktuarwissenschaften

Overview of related literature

fair valuation through closed formulas for a French participating contract

- Bonnin et al. (2014)

techniques to lower the computational effort: curve fitting, least squares Monte Carlo

- Vedani and Devineau (2012)

effects of prolonged low interest rate periods, company's asset allocation rules, leverage ratios, ...

- Berdin and Gründl (2015)
- Berdin (2016)
- Berdin, Pancaro and Kok (2016)

In contrast, this work focuses on the characteristic influence of different types of guarantees on the development of the solvency ratio.

Multi-Year Analysis of Solvency Capital in Life Insurance

Agenda

What is Solvency II?

Overview of related literature

The Model

Two model companies

Assets

Liabilities

Results

Conclusion

References

Institut für Finanz- und Aktuarwissenschaften

The Model

Two model companies

Maturity guarantee	
Assets	Liabilities
A_0	$E_0 = (1 - \alpha)A_0$ $L_0 = \alpha A_0$
A_0	A_0

Cliquet guarantee	
Assets	Liabilities
A_0	$E_0 = (1 - \alpha)A_0$ $L_0 = \alpha A_0$
A_0	A_0

- Briys and De Varenne (1997)
- Grosen and Jørgensen (2002)

- Miltersen and Persson (2003)



We aim for a model that is **transparent and efficient**, but nevertheless displays the **key features** of the two main types of guarantees.

The Model

Assets

combination of stocks and money market, constant allocation

Short rates follow the Hull-White model as in Hull and White (1990).

$$dr(t) = (\theta(t) - ar(t))dt + \sigma_r dW_1(t) \quad \mathcal{Q}$$

$$dr(t) = (\theta(t) + \lambda_r - ar(t))dt + \sigma_r d\tilde{W}_1(t) \quad \mathcal{P}$$

- consistent with the term structure observed in the market, mean reversion
- normally distributed, negative values possible

Stocks are modeled through a geometric Brownian motion as in Black and Scholes (1973).

$$dS(t) = r(t)S(t)dt + \sigma_S S(t) \left(\rho dW_1(t) + \sqrt{1 - \rho^2} dW_2(t) \right) \quad \mathcal{Q}$$

$$dS(t) = (r(t) + \lambda_A)S(t)dt + \sigma_S S(t) \left(\rho d\tilde{W}_1(t) + \sqrt{1 - \rho^2} d\tilde{W}_2(t) \right) \quad \mathcal{P}$$

- correlation between the two Wiener processes



Log returns of assets are normally distributed.

The Model

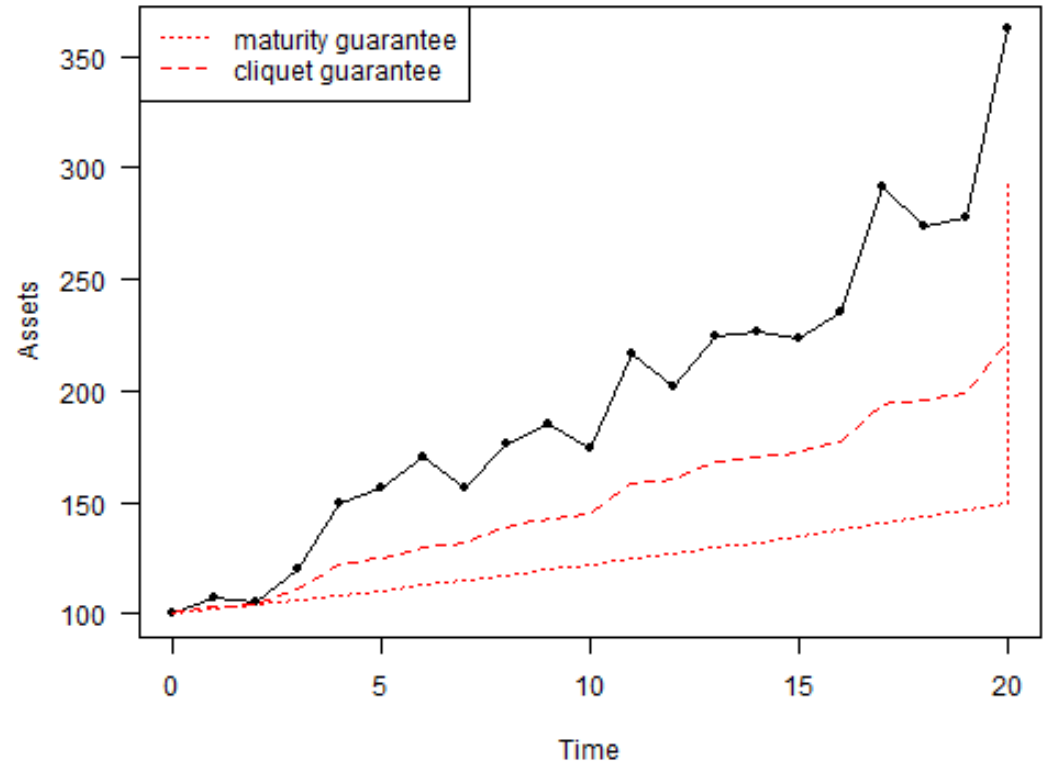
Liabilities

Maturity guarantee

- guaranteed sum: $L_T^G = L_0 e^{rGT}$
- payoff at maturity: $L_T^G + \delta (\alpha A_T - L_T^G)^+$

Cliquet guarantee

- yearly accumulation: $e^{g+\beta(\zeta_t-g)^+}$
- payoff at maturity: $L_0 e^{\sum_{i=1}^T (g+\beta(\zeta_i-g)^+)}$



Valuation of the liabilities:

- maturity: in closed form
- cliquet: simulation of a multivariate normal distribution as in Kijima and Wong (2007)

Multi-Year Analysis of Solvency Capital in Life Insurance

Agenda

What is Solvency II?

Overview of related literature

The Model

Results

Time period analysis

Time point analysis

Conclusion

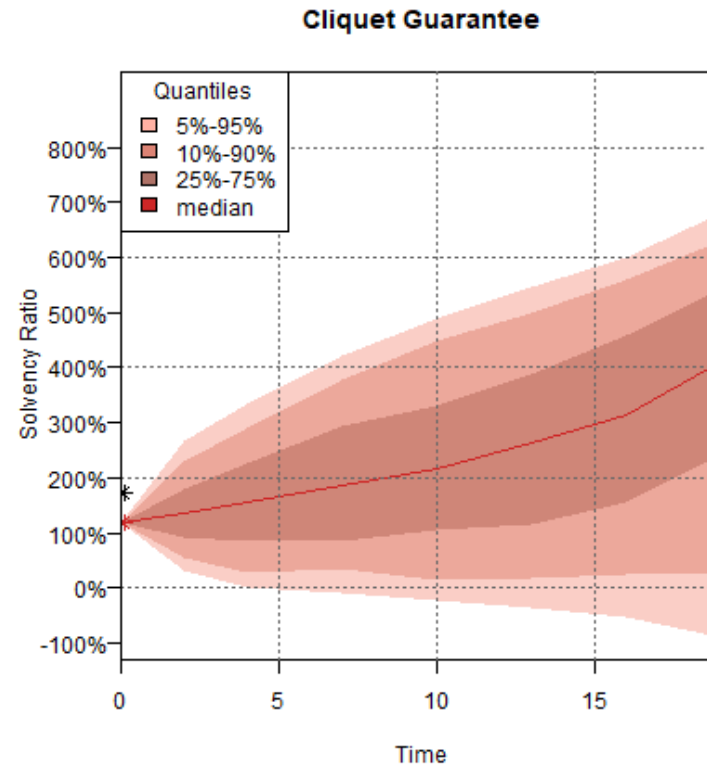
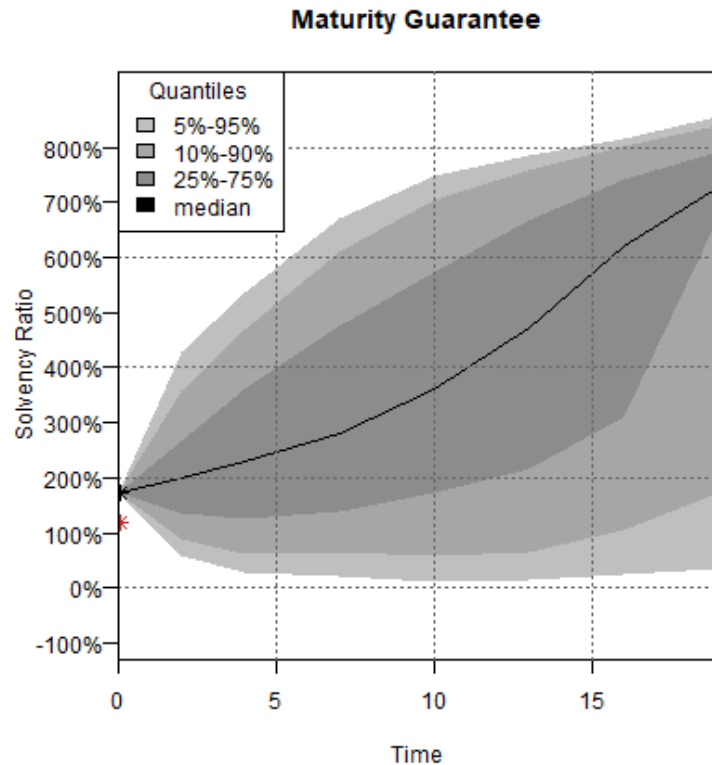
References

Institut für Finanz- und Aktuarwissenschaften

Results

Time period analysis

Quantile plots of the solvency ratio



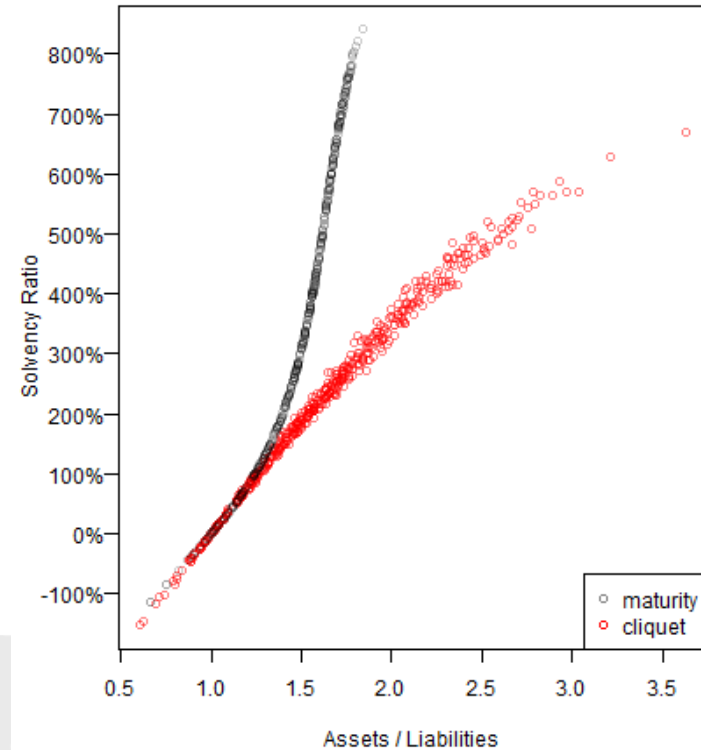
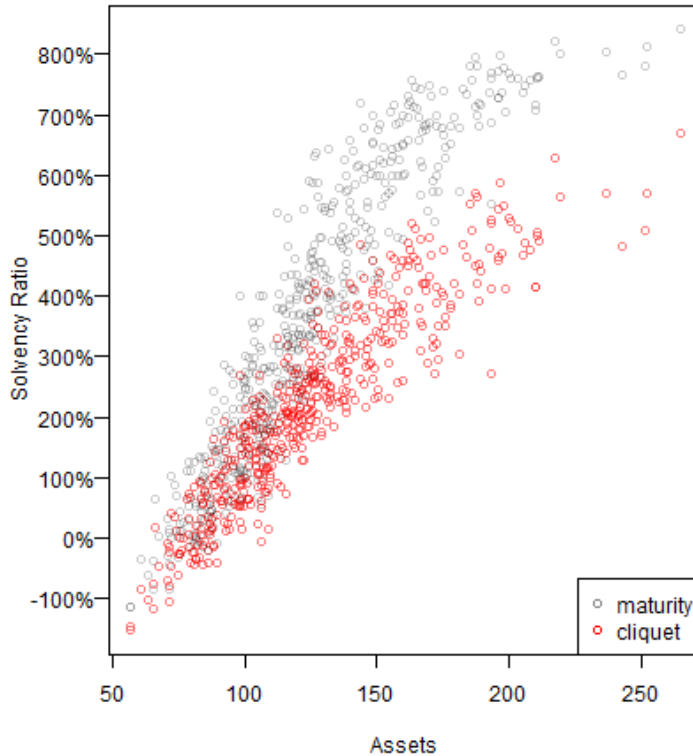
The maturity-company has an advantage over the cliquet-company.

- initial solvency ratios: 173% vs. 119%
- Quantiles are constantly above those of the cliquet-company.

Results

Time point analysis

Scatter plots of the solvency ratio at time ten



- correlation between assets and solvency ratio, but no unique relation
- dependence on stochastic interest rates
- path dependence of the cliquet guarantee
- less dispersion
- unique relation of the maturity guarantee

Multi-Year Analysis of Solvency Capital in Life Insurance

Agenda

What is Solvency II?

Overview of related literature

The Model

Results

Conclusion

References

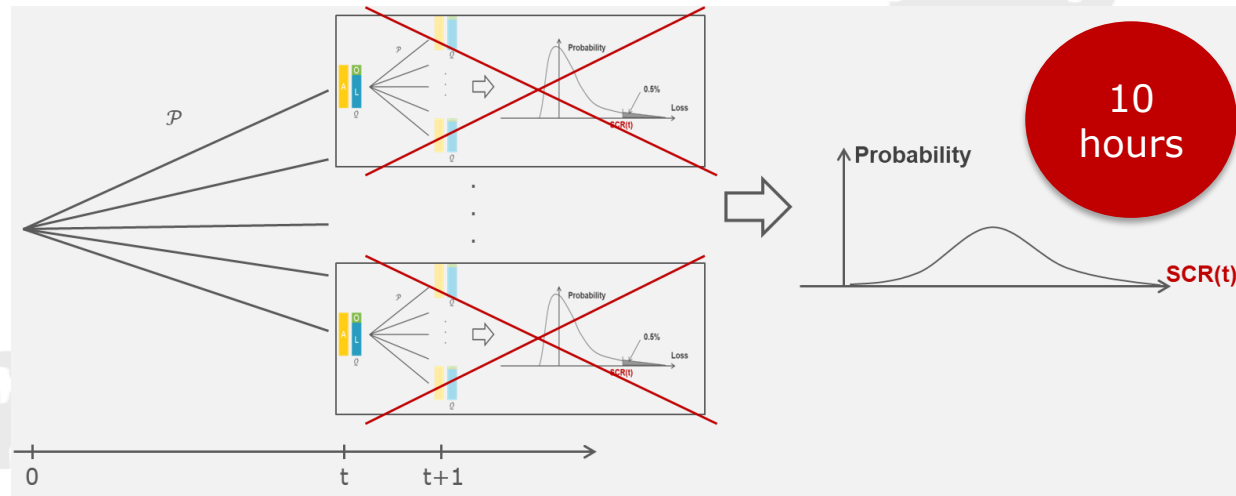
Institut für Finanz- und Aktuarwissenschaften

Multi-Year Analysis of Solvency Capital in Life Insurance

Conclusion

Solvency II is a huge challenge for insurance companies.

- In the context of **ORSA**, companies are required to project their solvency figures into the future.
 - Nested simulations lead to high computational effort.
 - Many companies are forced to limit their assessment to only few scenarios.
- analysis of a **simple model**
 - two common types of guarantees
 - entire distributions of future solvency ratios and their development over time
 - goal: identify the quantities that determine the solvency ratio and reduce complexity



Multi-Year Analysis of Solvency Capital in Life Insurance

Conclusion

- First results confirm that **key features of different interest rate guarantees** can be analyzed by the use of a simple model.
- **better understanding** of the projection required for ORSA and of the behavior of the solvency ratio
- Solvency II is a very young regulatory regime.
- plenty of questions to be answered in future research

Multi-Year Analysis of Solvency Capital in Life Insurance

Agenda

What is Solvency II?

Overview of related literature

The Model

Results

Conclusion

References

Institut für Finanz- und Aktuarwissenschaften

References

Fisher Black and Myron Scholes. The Pricing of Options and Corporate Liabilities. *Journal of Political Economy*, 81(3): 637-654, 1973.

Eric Briys and François De Varenne. On the risk of insurance liabilities: Debunking some common pitfalls. *The Journal of Risk and Insurance*, 64(4):673–694, 1997.

Elia Berdin. Interest rate risk, longevity risk and the solvency of life insurers. ICIR Working Paper Series, (23/2016), 2016.

Elia Berdin and Helmut Gründl. The effects of a low interest rate environment on life insurers. *The Geneva Papers on Risk and Insurance Issues and Practice*, 40:385–415, 2015.

François Bonnin, Frédéric Planchet and Marc Juillard. Best estimate calculations of savings contracts by closed formulas: application to the ORSA. *European Actuarial Journal*, 4:181–196, 2014.

Elia Berdin, Cosimo Pancaro and Christoffer Kok. A stochastic forward-looking model to assess the profitability and solvency of European insurers. *SAFE Working Paper*, (137), 2016.

Anders Grosen and Peter Løchte Jørgensen. Life insurance liabilities at market value: An analysis of insolvency risk, bonus policy, and regulatory intervention rules in a barrier option framework. *The Journal of Risk and Insurance*, 69(1):63–91, 2002.

References

John Hull and Alan White. Pricing Interest-Rate-Derivative Securities. *The Review of Financial Studies*, 3(4): 573-392, 1990.

Masaaki Kijima and Tony Wong. Pricing of Ratchet equity-indexed annuities under stochastic interest rates. *Insurance: Mathematics and Economics*, 41:317-338, 2007.

Kristian R. Miltersen and Svein-Arne Persson. Guaranteed investment contracts: Distributed and undistributed excess return. *Scandinavian Actuarial Journal*, 2003(4):257-279, 2003.

Julien Vedani and Laurent Devineau. Solvency assessment within the ORSA framework: issues and quantitative methodologies. *arXiv*, 1210.6000, 2012.

Multi-Year Analysis of Solvency Capital in Life Insurance

Agenda

What is Solvency II?

Overview of related literature

The Model

Results

Conclusion

References

Institut für Finanz- und Aktuarwissenschaften

Contact information

What we do

Disclaimer

Institut für Finanz- und Aktuarwissenschaften

Contact information

Karen Rödel

+49 (731) 20644-237

k.roedel@ifa-ulm.de



Institut für Finanz- und Aktuarwissenschaften

What we do

Life



product development
biometric risks
life settlements/TEPs

Non-Life



product design ▪ pricing
reserving ▪ DFA
risk management

Health



actuarial modeling
claims management
portfolio analyses

**Actuarial
Consulting**

Solvency II ▪ embedded value ▪ asset liability management
ERM ▪ value- and risk-based management ▪ data analytics

project management ▪ market entries ▪ inforce management ▪ strategic consulting

**Actuarial
Services**

large-scale actuarial projects ▪ actuarial tests
support in case of capacity constraints

Research



Education



... further information is
available on our website
www.ifa-ulm.de

Please consider the following reliances and limitations:

- This document must be considered in its entirety as individual sections, if considered in isolation, may be misleading. No reliance should be placed on any advice not given in writing. Draft versions of this document must not be relied upon by any person for any purpose. All decisions taking into account this document must consider the agreed basis and the specific purposes of this document. If reliance is placed contrary to the guidelines set out above, we disclaim any and all liability which may arise.
- This document is based on our market analyses and views as well as on information which we received from you. We have checked this information for consistency against our market knowledge and experience. But we have not undertaken any independent verification regarding completeness or correctness of this information. Statistical market data as well as information where the source of the information is indicated are in general not checked by us. Please also note that this document was based on data available to us at, or prior to the date it was prepared. It takes no account of developments after that date and we are under no obligation to update or correct inaccuracies which may become apparent in the document. In particular, this holds for possible implications arising from the introduction of new regulatory requirements.
- This document is based on our experience as actuarial advisers. Where, in the course of providing our services, we need to interpret a document, deed, accounts or relevant taxation provision or medical issues in order to advise you, we will do so with the reasonable skill and care to be expected of us in our professional capacity. Should you want definitive advice, for example as to the proper interpretation of a document, deed, accounts, relevant taxation provision or medical issues, you should consult your lawyers, accountants, tax advisers or medical experts for that advice.
- As agreed, this document was made available for internal use only. Except with our written consent, this document must not be reproduced, distributed or communicated in whole or in part to any third party. We disclaim all liability for consequences arising from any third party relying on our reports, advice, opinions, documents or other information.
- Any reference to ifa in context with this document in any report, accounts, other published documents, or oral form is not authorised without our prior written consent. This holds similarly for any oral information or advice provided by us in the context of presenting/discussing this document.